

Product Datasheet

5-Port 10/100M AI PoE Switch

(ONV-POE31004PLD)



OVERVIEW

ONV-POE31004PLD is an unmanaged AI PoE switch. It has 4*10/100Base-TX PoE ports and 1* 10/100Base-TX uplink RJ45 port. Port 1-4 can support IEEE802.3af/at PoE standard , single-port PoE power up to 30W, The maximum PoE output power of the host is 65W. Port 1-4 can support the watchdog function. When the port communication failure corresponds to the port POE will automatically restart, self-recover network communication, reducing manual intervention and maintenance. As a PoE power supply device, it can automatically detect and recognize the power receiving equipment that meets the standard and supply power through the network cable. It can supply power to POE terminal equipment such as wireless AP, webcam, VoIP, video access control, etc. through the network cable, to meet the network environment that needs high-density PoE power supply. It is suitable for hotels, campuses, parks, banks, hospitals, factories, small and medium-sized enterprises form a cost-effective network.

Unmanaged mode, plug, and play, no configuration, easy to use.

FEATURE

■ 10/100Mbps Ethernet access

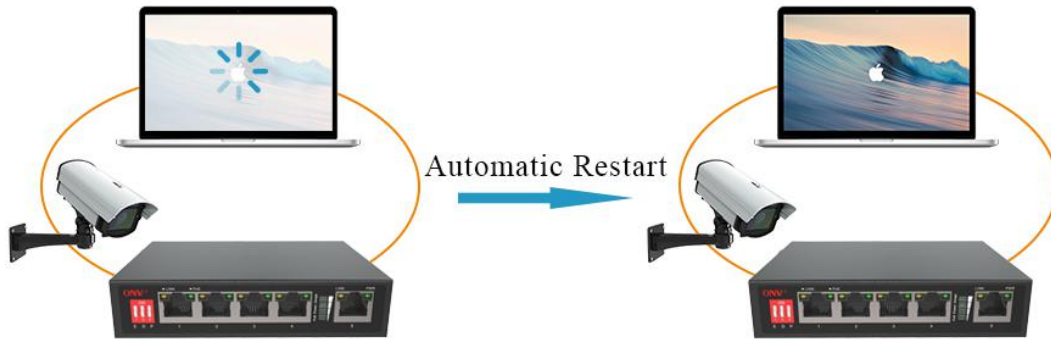
- ◇ 5*10/100Base-TX RJ45 ports allow users to flexibly network to meet the networking requirements of various scenarios.
- ◇ Support non-blocking wire-speed forwarding.
- ◇ Support full-duplex based on IEEE802.3x and half-duplex based on Backpressure.

■ Intelligent PoE power supply


- ◇ 4*10/100Base-TX PoE ports, meeting the needs of security monitoring, teleconferencing system, wireless coverage, and other scenarios.
- ◇ IEEE802.3af/at PoE standard, without damaging non-PoE devices.
- ◇ 4*10/100Base-TX PoE ports can support the watchdog function, real-time detection of data communication status.

■ Innovative function

- ◇ long-distance transmission and VLAN mode (E): When the switch status is "ON" (default OFF), Port 1-4 rate is 10M/250m transmission, the port physical VLAN isolated, broadcast storm, the transmission distance can up to 250m; solve the problem of poor transmission caused by line aging.
- ◇ AI self-healing mode (D): When the switch status is "ON" (default OFF), port 1-4 can support the watchdog function and automatically detects the data communication status in real-time.
- ◇ Real-time power and power priority mode (P): When the switch status is "ON" (default OFF), the POE real-time power grading indicator lights up, quickly understanding the power consumption of the host, and enabling the port priority function to ensure the port 1 power output.



7*24h automatic monitoring, automatic restart.



Extend network communication distance and PoE power supply distance.

■ Stable and reliable

- ◇ Low power consumption and low noise, No fan, galvanized steel shell.
- ◇ CCC, CE, FCC, RoHS.
- ◇ Plug and play, no configuration, easy to maintain.
- ◇ The user-friendly panel, it can show the device status through the LED indicator of P, Link, PoE.
- ◇ Self-developed power supply, high redundancy design, providing a long term and stable PoE power output.

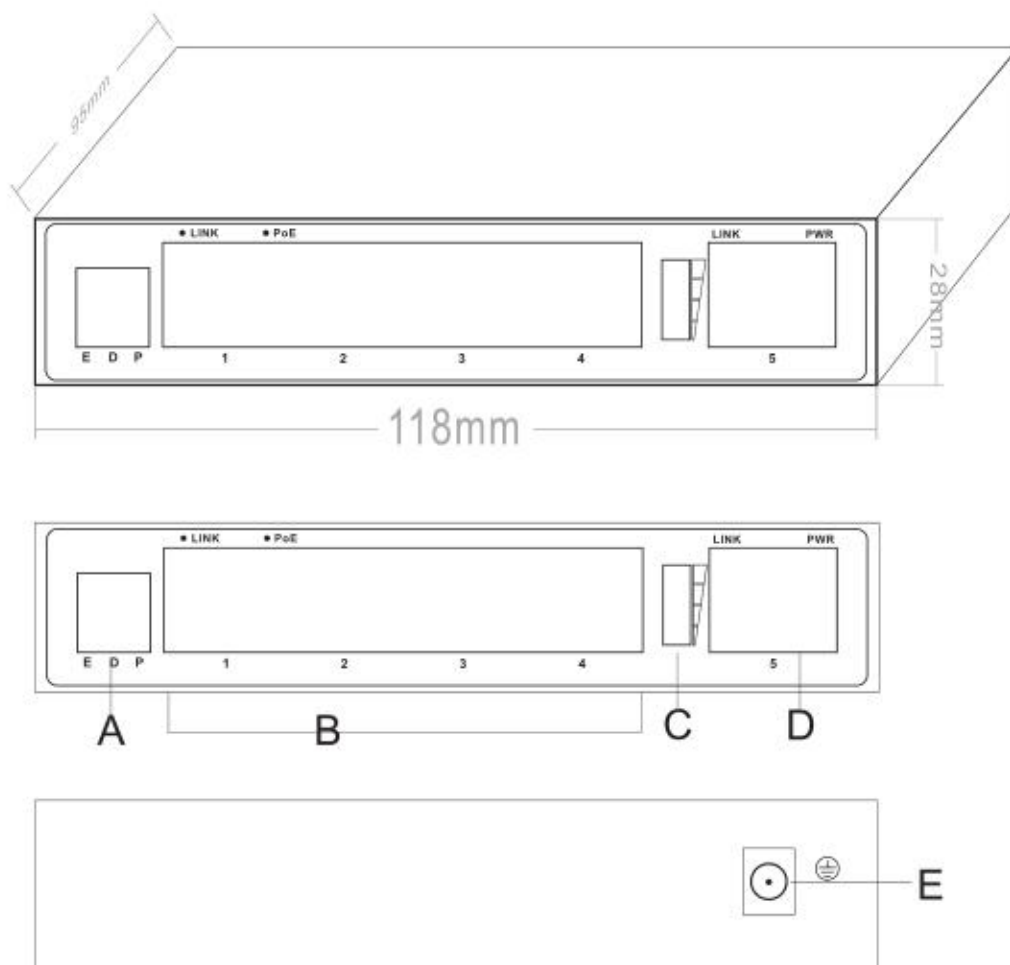
TECHNICAL SPECIFICATION

Model	ONV-POE31004PLD	ONV-POE31004PLD-at
Interface Characteristics		
Fixed Port	4*10/100Base-TX PoE ports (Data/Power) 1*10/100Base-TX uplink RJ45 port (Data)	
Ethernet Port	Port 1-4 support 10/100Base-T(X) auto-sensing, full/half duplex MDI/MDI-X self-adaption	
Twisted Pair Transmission	10BASE-T: Cat3,4,5 UTP(≤250 meter) 100BASE-TX: Cat5 or later UTP(≤100 meter)	
Function Switch	E is the "ON" state, port 1-4 can support long-distance transmission 10M/250m and VLAN transmission mode; when "OFF", 100 meters transmission.	
	D is the "ON" state, port 1-4 can support AI self-healing mode; when "OFF", no communication self-healing function.	
	P is the "ON" state, POE outputs total power and priority indication mode; when "OFF", no power indication function.	
Chip Parameter		

Network Protocol	IEEE802.3 10BASE-T, IEEE802.3i 10Base-T IEEE802.3u 100Base-TX, IEEE802.3x	
Forwarding Mode	Store and Forward(Full Wire Speed)	
Switching Capacity	1.6Gbps	
Forwarding Rate@64byte	0.74Mpps	
MAC	1K	
Buffer Memory	768K	
Jumbo Frame	1632byte	
LED Indicator	Power: PWR (green), Network: Link (yellow), POE: PoE (green)	
PoE & Power Supply		
PoE Port	Port 1 to 4 IEEE802.3af/at @ POE	
Power Supply Pin	Default 1/2 (+), 3/6 (-), optional 4/5(+), 7/8(-)	
Max Power Per Port	30W, IEEE802.3af/at	
Total PWR / Input Voltage	65W/ (DC52V)	110W/ (DC52V)
Power Consumption	Standby<4W, Full load<60W	Standby<6W, Full load<110W
Power Supply	External power adapter, AC100~240V 50-60Hz 1A	External power adapter, AC100~240V 50-60Hz 2A
Physical Parameter		
Operation TEMP / Humidity	-20~+55°C, 5%~90% RH Non condensing	
Storage TEMP / Humidity	-40~+75°C, 5%~95% RH Non condensing	
Dimension (L*W*H)	118*95*28mm	
Net /Gross Weight	<0.3kg / <0.8kg	<0.5kg / <1.0kg
Installation	Desktop.Wall-mounted	
Certification & Warranty		

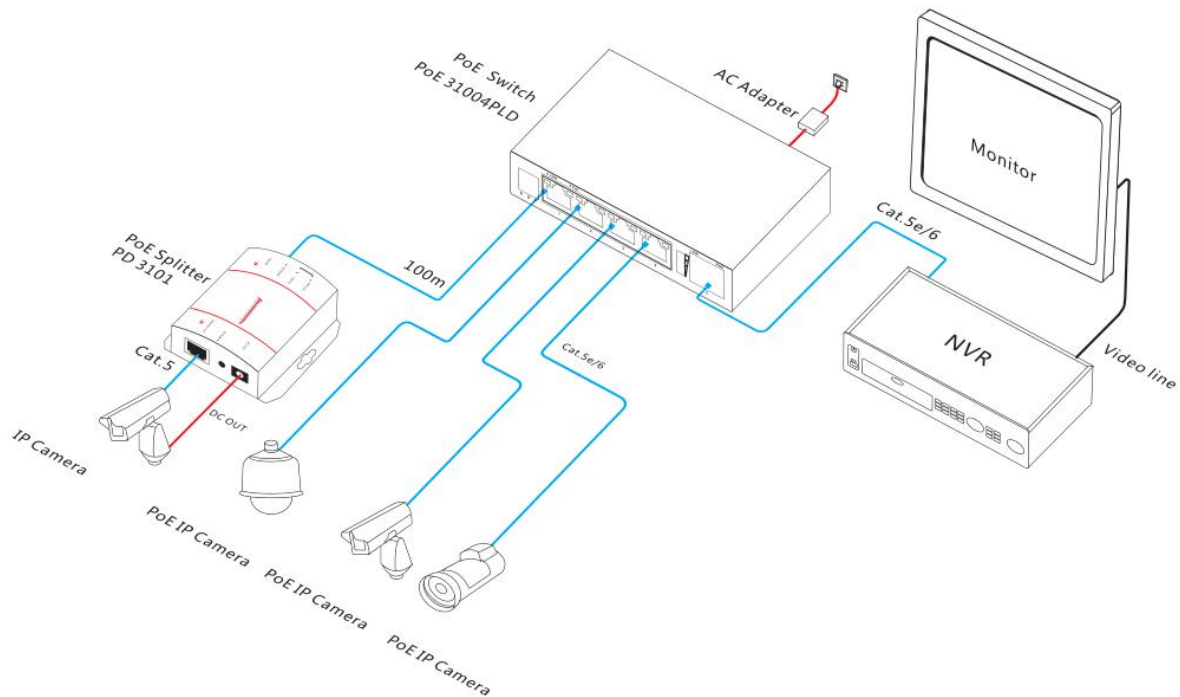
Lightning protection / protection level	Port lightning protection: 4KV 8/20us, Protection level: IP30
Certification	CCC, CE mark, commercial; CE/LVD EN60950, FCC Part 15 Class B, RoHS
Warranty	3 years, lifelong maintenance.

DIMENSION



- A. Functional switch
- B. 4* PoE ports
- C. Power indicator
- D. 1*10/100M Uplink RJ45 port
- E. Power input port DC48V

APPLICATION



ORDERING INFORMATION

Model	Description
ONV-POE31004PL D	AI PoE switch with 4*10/100M PoE port and 1*10/100M uplink RJ45 port. Port1-4 can support IEEE802.3af/at PoE standard. Adjust function switch, port 1-4 can support VLAN isolation, 10M/250m transmission, AI self-healing, power indication, and power supply priority, External 65W power supply.
ONV-POE31004PL D-at	AI PoE switch with 4*10/100M PoE port and 1*10/100M uplink RJ45 port. Port1-4 can support IEEE802.3af/at PoE standard. Adjust function switch, port 1-4 can support VLAN isolation, 10M/250m transmission, AI self-healing, power indication, and power supply priority, External 110W power supply.

PACKING LIST

	CONTENT	QTY	UNIT
PACKING LIST	5-port 10/100M AI PoE switch	1	SET
	AC Power Cable+ Power Adapter	1	SET
	Mounting Kits	1	SET
	User Guide	1	PC
	Warranty Card	1	PC

CONTACT US



OPTICAL NETWORK VIDEO TECHNOLOGIES (SHENZHEN) CO., LTD

Tel: 0086-755-33376606

Fax: 0086-755-33376608

Email: onv@onv.com.cn

Website: www.onvcom.com

Zip: 518000

Headquarter Address: Room 1003, Block D, Terra Building, Futian District, Shenzhen, China

Factory Address: The 4-6th Floor, No. 59, HuaNing Road, Xinwei Community, Dalang Street,

Longhua District, Shenzhen, China

