

Product Datasheet

5-port 10/100M Smart PoE Switch

(ONV-POE31004PLD)



OVERVIEW

The ONV-POE31004PLD is a smart PoE switch independently developed by ONV. It has 5*10/100Base-TX RJ45 ports. Port 1-4 can support IEEE 802.3 af/at PoE standard and single-port PoE power reaches 30W. Port 1-4 can support the PoE watchdog function. When the port communication failure corresponds to the port PoE will automatically restart, self-recover network communication, reducing manual intervention and maintenance. As a PoE power supply device, it can automatically detect and recognize the power-receiving equipment that meets the standard and supply power through the network cable. It can supply power to PoE terminal equipment such as wireless AP, IP camera, VoIP, and visual intelligent building intercom through a network cable, and meet the network environment that needs a high-density PoE power supply. It is suitable for hotels, campuses, parks, banks, hospitals, factories, and small and medium-sized enterprises to form a cost-effective network. Unmanaged mode, plug, and play, no configuration, easy to use.

FEATURE

■ 10/100M access

- ◇ Support non-blocking wire-speed forwarding.
- ◇ Support full-duplex based on IEEE802.3x and half-duplex based on Backpressure.
- ◇ 5*10/100Base-TX RJ45 ports allow users to flexibly network to meet the networking requirements of various scenarios.

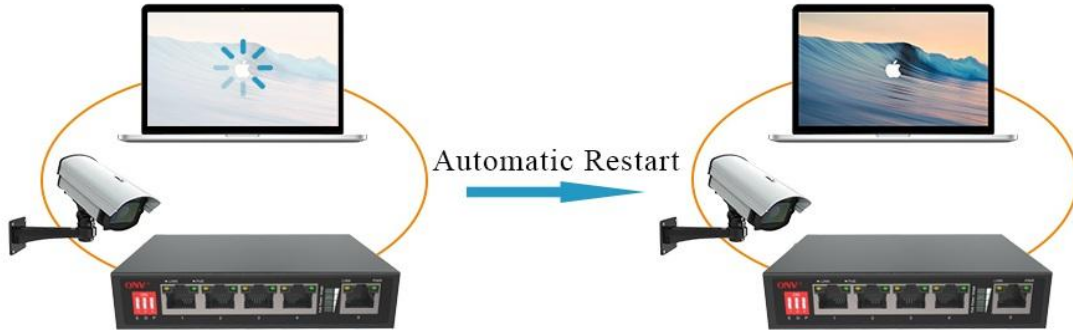
■ Smart PoE power supply

- ◇ 4*10/100Base-TX PoE ports can support the PoE watchdog function, real-time detection of data communication status.
- ◇ Comply with IEEE 802.3 af/at PoE standard, automatically identify PoE devices for power supply, and not damage non-PoE devices.
- ◇ 4*10/100Base-TX PoE ports, meeting the needs of security monitoring, teleconferencing system, wireless coverage, and other scenarios.

■ Innovative function


- ◇ **AI PoE watchdog mode (D):** When the switch status is ON, port 1-4 can support the watchdog function and automatically detect the data communication status in real time.
- ◇ **long-distance transmission and VLAN mode (E):** When the switch status is ON, Port 1-4 rate is 10M/250 meters transmission, the port physical VLAN isolated, broadcast storm.
- ◇ **Real-time power and power priority mode (P):** When the switch status is ON, the PoE real-time power grading indicator lights up, quickly understanding the power consumption of the host, and enabling the port priority function to ensure the port 1 power output.

PoE Watchdog

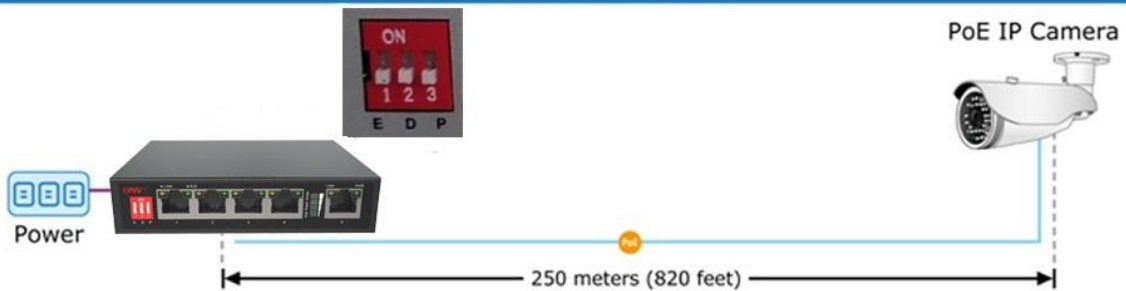


7*24h automatic monitoring, automatic restart.

Standard PoE Mode



Extend PoE Mode



—●— 100BASE-TX UTP with PoE
 —●— 10BASE-T UTP with PoE

Extend network communication distance and PoE power supply distance.

■ **Stable and reliable**

◇ CCC, CE, FCC, RoHS.

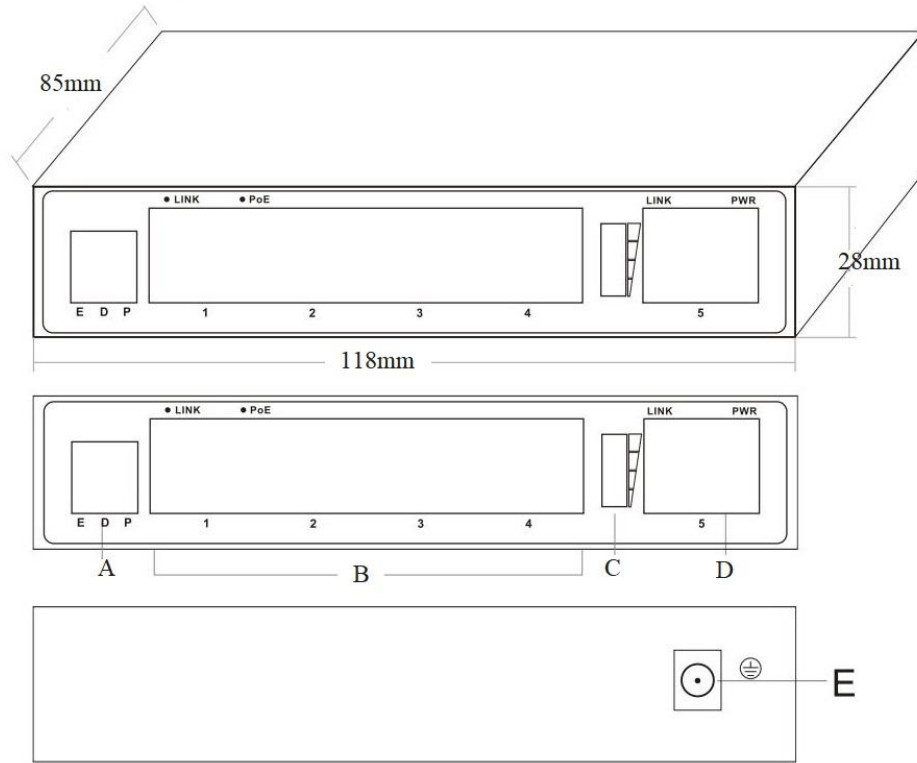
- ◇ Plug and play, no configuration, easy to maintain.
- ◇ The user-friendly panel can show the device status through the LED indicator of P, Link, and PoE.
- ◇ Self-developed power supply, high redundancy, providing a long-term and stable PoE power output.
- ◇ Low power consumption, with fan, galvanized steel metal shell, and excellent heat dissipation to ensure the stable operation of the switch.

TECHNICAL SPECIFICATION

Model	ONV-POE31004PLD	ONV-POE31004PLD-at
Interface Characteristics		
Fixed Port	4*10/100Base-TX PoE ports (Data/Power) 1*10/100Base-TX uplink RJ45 port (Data)	
Ethernet Port	Port 1-4 can support 10/100Base-T(X) auto-sensing, full/ half duplex MDI/MDI-X self-adaption	
Twisted Pair Transmission	10BASE-T: Cat3,4,5 UTP(≤250 meters) 100BASE-TX: Cat5 or later UTP(≤100 meters)	
Function Switch	E is the on state, port 1-4 can support 10M/250 meters and VLAN transmission mode, when off, 100 meters transmission.	
	D is the on state, port 1-4 can support AI PoE watchdog mode, when off, no communication PoE watchdog function.	
	P is the on state, PoE output total power and priority indication mode, when off, no power indication function.	
Chip Parameter		
Network Protocol	IEEE 802.3 10BASE-T, IEEE 802.3i 10Base-T, IEEE 802.3u 100Base-TX, IEEE 802.3x	
Forwarding Mode	Store and Forward (Full Wire Speed)	
Switching Capacity	1.6Gbps (non-blocking)	

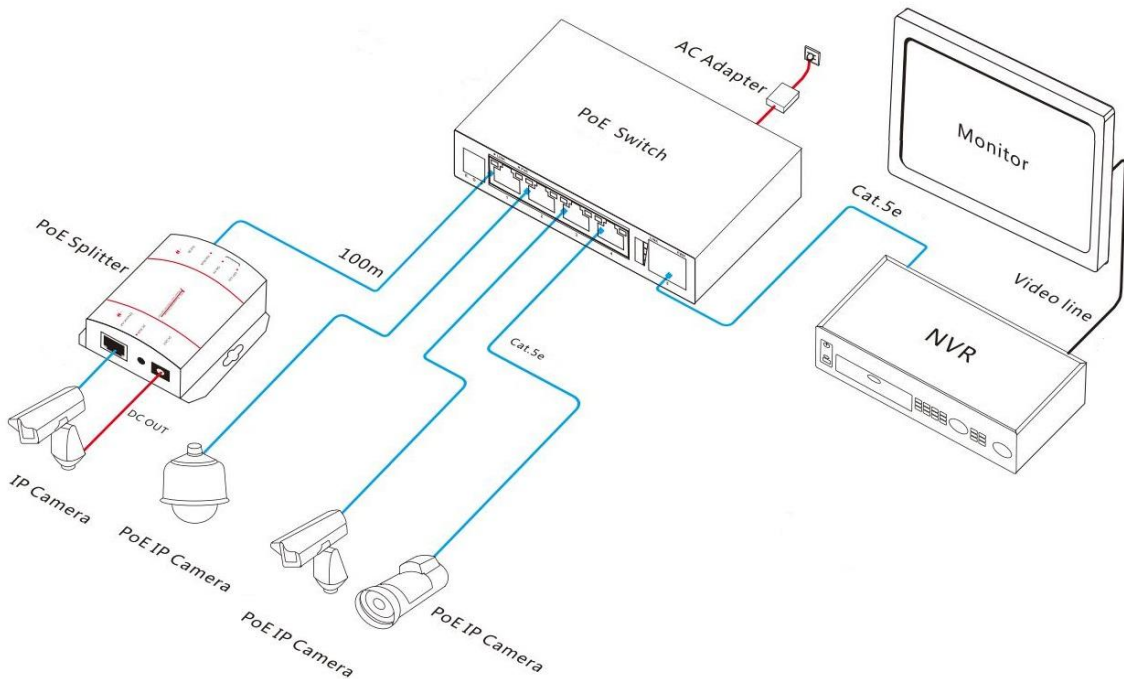
Forwarding Rate @64byte	0.74Mpps	
MAC	1K	
Buffer Memory	768K	
Jumbo Frame	1632byte	
LED Indicator	Power: PWR (Green), Network: Link (Yellow), PoE: PoE (Green)	
PoE & Power Supply		
PoE Port	Port 1-4	
Power Supply Pin	1/2(+) 3/6 (-)	
Max Power Per Port	30W, IEEE 802.3 af/at	
Total PWR / Input Voltage	65W /DC52V	110W /DC52V
Power Consumption	Standby<4W, Full load<60W	Standby<6W, Full load<110W
Power Supply	External power adapter, AC100~240V 50-60Hz, 1.0A	External power adapter, AC100~240V 50-60Hz, 2.0A
Physical Parameter		
Operation TEMP/ Humidity	-20°C~+55°C, 5%~90% RH Non condensing	
Storage TEMP/ Humidity	-40°C~+75°C, 5%~95% RH Non condensing	
Dimension (L*W*H)	118*85*28mm	
Net /Gross Weight	0.3kg / 0.7kg	0.3kg / 0.8kg
Installation	Desktop, wall mount	
Certification & Warranty		
Lightning Protection	Port lightning protection: 4KV 8/20us, Protection level: IP30	
Certification	CCC, CE mark, commercial, CE/LVD EN62368-1, FCC Part 15 Class B, RoHS	
Warranty	3 years, lifelong maintenance.	

DIMENSION



- A. Function switch
- B. 4*10/100M PoE ports
- C. Power indicator
- D. 1*10/100M uplink RJ45 port
- E. Power input port DC48-57V

APPLICATION



ORDERING INFORMATION

Model	Description	External Power Adapter
ONV-POE31004PLD	Smart PoE switch with 5*10/100M RJ45 ports. Port 1-4 can support IEEE 802.3 af/at PoE standard. Adjust function switch, port 1-4 support VLAN isolation, PoE watchdog, 10M/250 meters transmission, power indication, and power supply priority. External power adapter.	65W
ONV-POE31004PLD-at		110W

PACKING LIST

	Content	Qty	Unit
Packing List	5-port 10/100M smart PoE switch	1	SET
	Power supply kit (AC power line + power adapter)	1	SET
	Mounting Kit	1	SET
	User Guide	1	PC
	Warranty Card	1	PC

CONTACT US

ONV Optical Network Video Technologies (Shenzhen) Co., Ltd.

Tel: 0086-755-33376606

Fax: 0086-755-33376608

Email: onv@onv.com.cn

Skype: onv@onv.com.cn

WeChat ID: ONV-PoE-IoT

Website: www.onvcom.com

Headquarter Address: Room 1003, Block D, Terra Building, Futian District, Shenzhen

Factory Address: Building B3, Galaxy Artificial Intelligence Industrial Park, No. 333, Zhongkai 6th Road, Chenjiang Street, Zhongkai High-tech Zone, Huizhou