

Product Datasheet

10-port Gigabit Managed Industrial Ethernet Switch (ONV-IPS3010FM)



OVERVIEW

The ONV-IPS3010FM is a Gigabit managed industrial Ethernet fiber switch independently developed by ONV. It has 2*100/1000Base-X uplink SFP fiber ports and 8*10/100/1000Base-T adaptive RJ45 ports. Each port can support wire-speed forwarding. The ONV-IPS3010FM has L2+ network management functions. It can support IPV4 management and static routing forwarding, complete security protection mechanisms, complete ACL/ QoS policies, and rich VLAN functions, making it easy to manage and maintain. Supports multiple network redundancy protocols RSTP (<50ms) to improve link backup and network reliability. When a one-way network fails, communication can be quickly restored to ensure uninterrupted communication of important transmissions. According to application needs, port flow control, VLAN division, QoS, and other

application service configurations can be performed through network management methods such as Web, CLI, SNMP, and Telnet. It is suitable for establishing cost-effective, stable, and reliable communication networks in industrial scenarios such as intelligent transportation, rail transportation, power industry, mining, petroleum, shipping, metallurgy, and green energy construction.

FEATURE

■ Gigabit access

- ◇ Support non-blocking wire-speed forwarding.
- ◇ Support full-duplex based on IEEE 802.3x and half-duplex based on Backpressure.
- ◇ Support Gigabit RJ45 port and Gigabit SFP port combination, which enables users to flexibly build networking to meet the needs of various scenarios.

■ Strong business processing capability

- ◇ Support IEEE 802.1Q VLAN.
- ◇ Ring network RSTP spanning tree protocol eliminates layer 2 loops and realizes link backup.
- ◇ Support IGMP Snooping V1/V2 to meet the needs of multi-terminal high-definition video surveillance and video conferencing access.
- ◇ Support QoS, three priority modes based on port, 802.1P-based and DSCP-based, and four queue scheduling algorithms: SP, WRR, and WFQ.
- ◇ Static aggregation and dynamic aggregation effectively increase link bandwidth, achieve load balancing, and link backup, and improve link reliability.
- ◇ Support ACL to filter data packets by configuring matching rules, processing operations, and time permissions to provide flexible security access control strategies.

■ Security

- ◇ Port isolation and storm control.
- ◇ 802.1X authentication provides authentication functions for LAN computers and controls the authorization status of controlled ports according to the authentication

results.

■ Stable and reliable

- ◇ CCC, CE, FCC, RoHS.
- ◇ The user-friendly panel can show the device status through the LED indicator of PWR, SYS, Link, and L/A.
- ◇ Low power consumption, aluminum alloy housing, and excellent heat dissipation to ensure the stable operation of the switch.

■ Easy O&M management

- ◇ CPU monitoring, memory monitoring, and Ping detection.
- ◇ System logs and port traffic statistics facilitate network optimization and transformation.
- ◇ LLDP facilitates the network management system to query and determine the communication status of the link.
- ◇ Web network management, CLI (Console, Telnet), SNMP (V1/V2/V3), Telnet, and other diversified management and maintenance methods.

TECHNICAL SPECIFICATION

Model	IPS3010FM
Interface Characteristics	
Fixed Port	1*RS232 console port (115200,N,8,1) 8*10/100/1000Base-T RJ45 ports (Data/Power) 2*100/1000Base-X uplink SFP fiber ports (Data) 2 set V+, V- redundant DC power port (5P industrial Phoenix terminal)
Ethernet Port	Port 1-8 can support 10/100/1000Base-T(X) auto-sensing, full/ half duplex MDI/ MDI-X self-adaption
Twisted Pair Transmission	10BASE-T: Cat3,4,5 UTP (≤100 meters) 100BASE-TX: Cat5 or later UTP (≤100 meters)

	1000BASE-T: Cat5e or later UTP (≤100 meters)
Optical Fiber Port	Gigabit optical fiber interface, default no include optical module (optional single-mode/ multi-mode, single fiber/ dual fiber optical module. LC).
Optical Cable/ Distance	Multi-mode: 850nm/ 0-550m, Single-mode: 1310nm/ 0-40km, 1550nm/ 0-120km.
Chip Parameter	
Network Management Type	L2+
Network Protocol	IEEE 802.3 10BASE-T, IEEE 802.3i 10Base-T, IEEE 802.3u 100Base-TX, IEEE 802.3ab 1000Base-T, IEEE 802.3z 1000Base-X, IEEE 802.3x
Forwarding Mode	Store and Forward (Full Wire Speed)
Switching Capacity	20Gbps (non-blocking)
Forwarding Rate@64byte	14.88Mpps
CPU(Hz)	500M
DRAM	1G
Flash	128M
MAC	2K
Buffer Memory	4.1M
Jumbo Frame	10K
LED Indicator	Power: PWR (Green), Network: Link G1-G8 (Yellow), Fiber port: L/A G9-G10 (Green), System: SYS (Green)
Reset Switch	Yes, Press and hold the reset switch for 10s and release it to restore the factory settings
Power Supply	
Power Consumption	Standby<8W, Full load<15W
Input Voltage/ Interface	DC12-48V, 5P industrial phoenix terminal, support anti-reverse protection.
Power Supply	No, optional 12V/24W or 24V/24W industrial power supply
Physical Parameter	
Operation Temp/ Humidity	-40~+75°C, 5%~90% RH Non condensing

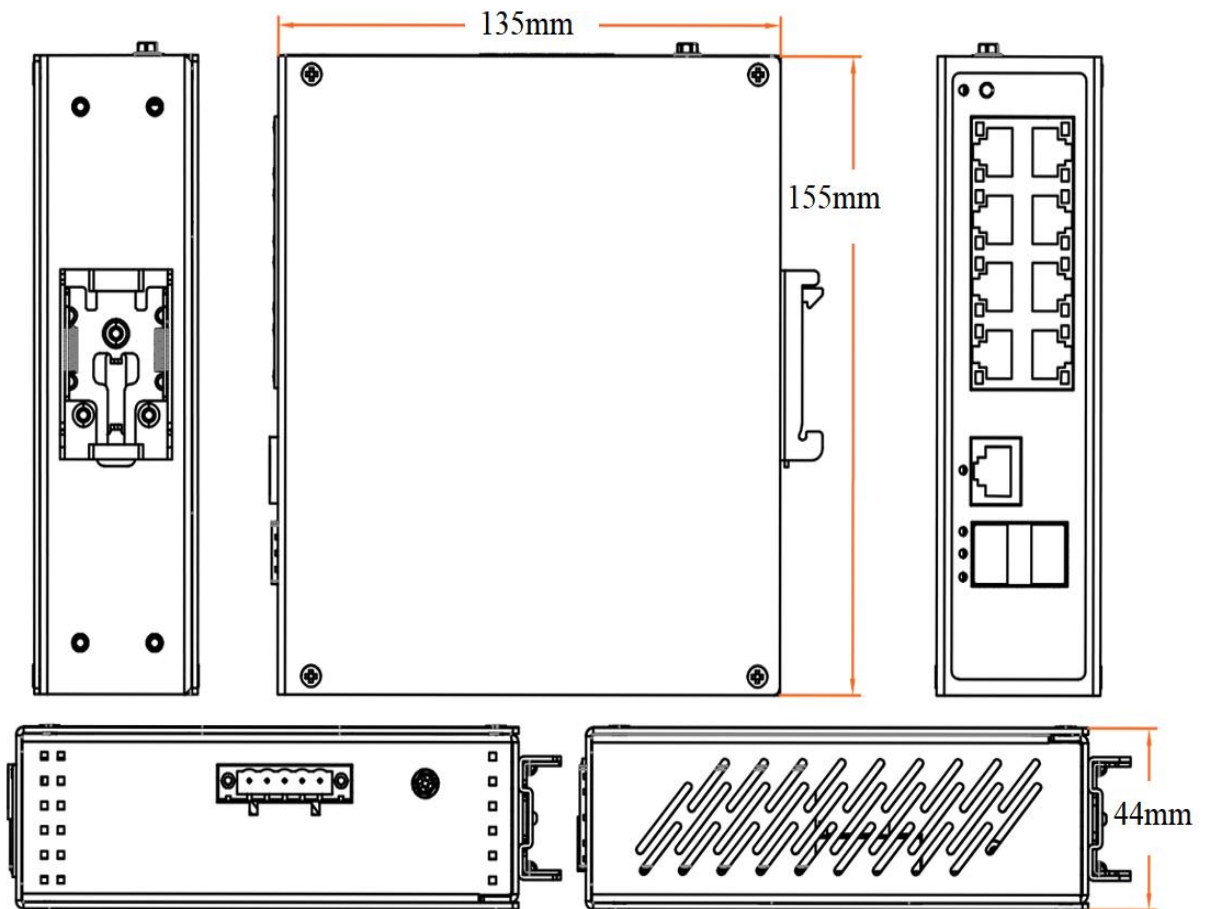
Storage Temp/ Humidity	-40~+85°C, 5%~95% RH Non condensing
Dimension (L*W*H)	155*135*44mm
Net /Gross Weight	0.6kg/ 0.8kg
Installation	Desktop, 35mm DIN Rail
Certification & Warranty	
Lightning Protection	<p>Protection level: IP30, Lightning protection: 6KV 8/20us</p> <p>IEC61000-4-3 (RS):10V/m (80~1000MHz)</p> <p>FCC Part 15/CISPR22 (EN55022): Class A</p> <p>IEC61000-6-2 (Common Industrial Standard)</p> <p>IEC61000-4-9 (Pulsed magnet field):1000A/m</p> <p>IEC61000-4-10 (Damped oscillation): 30A/m, 1MHz</p> <p>IEC61000-4-12/18 (Shockwave): CM 2.5kV, DM 1kV</p> <p>IEC61000-4-4(EFT): Power cable:±4kV, Data cable: ±2kV</p> <p>IEC61000-4-16 (Common-mode transmission): 30V, 300V, 1s</p> <p>IEC61000-4-2 (ESD): ±8kV contact discharge, ±15kV air discharge</p> <p>IEC61000-4-6 (Radio frequency transmission): 10V(150kHz~80MHz)</p> <p>IEC61000-4-8 (Power frequency magnetic field):100A/m, 1000A/m,1s-3s</p> <p>IEC61000-4-5 (Surge): Power cable: CM±4kV/ DM±2kV, Data cable: ±4kV</p>
Mechanical Properties	IEC60068-2-6 (Anti Vibration), IEC60068-2-32 (Free Fall), IEC60068-2-27 (Anti Shock)
Certification	CCC, CE mark, commercial, CE/LVD EN62368-1, FCC Part 15 Class A, RoHS
Warranty	5 years, lifelong maintenance.
Network Management Feature	
Interface	<p>IEEE802.3x flow control (Full duplex)</p> <p>Broadcast storm suppression based on port rate</p> <p>Port real-time traffic management (Flow Interval)</p> <p>Limit the rate of packet traffic on incoming and outgoing ports, mini granularity is 16Kbps and max is 1Gbps</p>

L3 Feature	IPV4 static route/ default route
VLAN	Port-based VLAN (4K), VLAN based on the protocol IEEE802.1q, Port configuration of Access, Trunk, Hybrid
Port Aggregation	LACP dynamic aggregation, Static aggregation, Max 5 aggregation groups and 8 ports per group
Spanning Tree	RSTP (IEEE 802.1w)
ERPS	ERPSv2
Multicast	Multicast VLAN, User quick exit mechanism, IGMP Snooping v1/v2
Port Mirroring	Bidirectional data mirroring based on port
QoS	802.1p/ DSCP priority mapping, Diff-Serv QoS Queue scheduling algorithm (SP, WRR, WFQ) Flow-based rate limiting, Flow-based packet filtering Flow-based based redirection, 8*Output queues of each port
ACL	Port-based and VLAN-delivered ACL The L2-L4 packet filtering function can match the first 80 bytes of the packet and provide information based on source MAC address, destination MAC address, source IP address, destination IP address, IP protocol type, TCP/UDP port, TCP/UDP port range to define the ACL.
Security	Port isolation, Port broadcast message suppression Port-based and Mac-based IEEE802.1X certification User hierarchical management and password protection AAA&RADIUS certification, IP source address protection
DHCP	DHCP Client, DHCP Snooping
Management	Web network management (https), Ping detection ONV-NMS platform cluster management (LLDP+SNMP) One click recovery, View CPU real-time utilization status Link Layer Discovery Protocol (LLDP), System work log Console/ Telnet and CLI configuration, SNMP V1/V2/V3 NTP clock, HTTP file upload and download management

System


Web browser: Mozilla Firefox 2.5 or higher, Google Chrome V42 or higher,
Cat5 and above Ethernet cable
TCP/IP, network adapter, and network operating system (such as
Microsoft Windows, Linux, Mac OS X) installed on each computer in the
network Cat5 and above Ethernet cable

DIMENSION



APPLICATION

-  L2+ network management
-  Wide temperature range
-  DIN Rail installation
-  NMS+APP O&M




DC12-48V
(Dual power supply)

Power

V1+ V1- V2+ V2-

* PoE: DC 44-56V
* DC: 12-48V



ORDERING INFORMATION

Model	Description	Recommended Power Supply
ONV-IPS3010FM	L2+ managed industrial Ethernet fiber switch with 8*10/100/1000M RJ45 ports and 2*100/1000M uplink SFP fiber ports. It can support dual DC power input and DIN Rail mounting.	24W

Note: The optical module and power supply are not included and need to be purchased.

PACKING LIST

	Content	Qty	Unit
Packing List	10-port Gigabit managed industrial Ethernet switch	1	Set
	RJ45-DB9 adapter conversion Line	1	PC
	User Guide	1	PC
	Warranty Card and Certificate of Conformity	1	PC

OPTICAL MODULE

Product	Model	Description	Unit
1.25G Optical Module	2630-G	Industrial SFP optical module, 1.25G multi-mode dual fiber 850nm, transmission distance: 550m, LC interface. supports DDM function and hot plugging.	PC
	2632-G	Industrial SFP optical module, 1.25G single-mode dual fiber 1310nm, transmission distance: 20km, LC interface. supports DDM function and hot plugging.	PC
	2612-T-G	Industrial SFP optical module, 1.25G single-mode single fiber TX1310nm/ RX1550nm, transmission distance: 20km, LC interface. supports DDM function and hot plugging.	PC
	2613-R-G	Industrial SFP optical module, 1.25G single-mode single fiber TX1550nm/ RX1310nm, transmission distance: 20km, LC interface. supports DDM function and hot plugging.	PC
	2612-T-G-SC	Industrial SFP optical module, 1.25G single-mode single fiber TX1310nm/ RX1550nm, transmission distance: 20km, SC interface. supports DDM function and hot plugging.	PC
	2613-R-G-SC	Industrial SFP optical module, 1.25G single-mode single fiber TX1550nm/ RX1310nm, transmission distance: 20km, SC interface. supports DDM function and hot plugging.	PC

POWER SUPPLY

Product	Model	Description	Unit
24W DIN Rail Industrial Power Supply	GWS-DP24-12	DIN Rail 24W single set of output power supply Input Voltage: AC100V~240V 50-60H, 0.35A Output Voltage: DC12V, 2.0A Operation Temperature: -40°C to +70°C	PC
24W DIN Rail Industrial Power Supply	GWS-DP24-24	DIN Rail 24W single set of output power supply Input Voltage: AC100V~240V 50-60H, 0.35A Output Voltage: DC24V, 1.0A Operation Temperature: -40°C to +70°C	PC

CONTACT US

ONV Optical Network Video Technologies (Shenzhen) Co., Ltd.

Tel: 0086-755-33376606

Fax: 0086-755-33376608

Email: onv@onv.com.cn

Skype: onv@onv.com.cn

WeChat ID: ONV-PoE-IoT

Website: www.onvcom.com

Headquarter Address: Room 1003, Block D, Terra Building, Futian District, Shenzhen

Factory Address: Building B3, Galaxy Artificial Intelligence Industrial Park, No. 333,

Zhongkai 6th Road, Chenjiang Street, Zhongkai High-tech Zone, Huizhou

